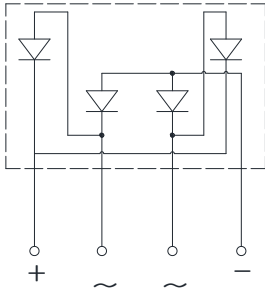



Bridge Rectifiers



Features

- UL recognition, file #E230084
- Thin single in-line package
- High surge current capability
- Solder dip 275 °C max. 7 s, per JESD 22-B106

Typical Applications

General purpose use in AC/DC bridge full wave rectification for switching power supply, home appliances, office equipment, industrial automation applications.

Mechanical Data

- **Package:** 6KBJ
Molding compound meets UL 94 V-0 flammability rating, RoHS-compliant
- **Terminals:** Tin plated leads, solderable per J-STD-002 and JESD22-B102
- **Polarity:** As marked on body

■Maximum Ratings (Ta=25°C Unless otherwise specified)

PARAMETER	SYMBOL	UNIT	GBJ25005A	GBJ2501A	GBJ2502A	GBJ2504A	GBJ2506A	GBJ2508A	GBJ2510A
Device marking code			GBJ25005A	GBJ2501A	GBJ2502A	GBJ2504A	GBJ2506A	GBJ2508A	GBJ2510A
Repetitive peak reverse voltage	VRRM	V	50	100	200	400	600	800	1000
Average rectified output current @60Hz sine wave, R-load	IO	A	With heatsink Tc =87 °C						
			Without heatsink Ta =25 °C						
Surge(non-repetitive)forward current @60Hz half sine wave, 1 cycle, Tj=25 °C	IFSM	A	350						
Current squared time @1ms≤t≤8.3ms Tj=25 °C, Rating of per diode	I ² t	A ² s	508						
Storage temperature	Tstg	°C	-55 ~+150						
Junction temperature	Tj	°C	-55 ~+150						
Dielectric strength @ terminals to case, AC 1 minute	Vdis	KV	2.5						
Mounting torque @recommend torque : 5kg·cm	Tor	kg·cm	8						

■Electrical Characteristics (Ta=25°C Unless otherwise specified)

PARAMETER	SYMBOL	UNIT	TEST CONDITIONS	GBJ25005A	GBJ2501A	GBJ2502A	GBJ2504A	GBJ2506A	GBJ2508A	GBJ2510A
Maximum instantaneous forward voltage drop per diode	VF	V	IFM=12.5A	1.00						
Maximum DC reverse current at rated DC blocking voltage per diode	IRRM	µA	VRM=VRRM	5						

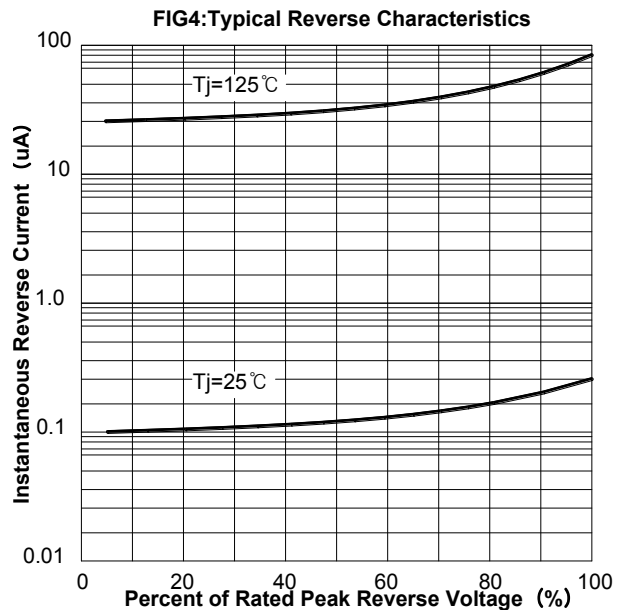
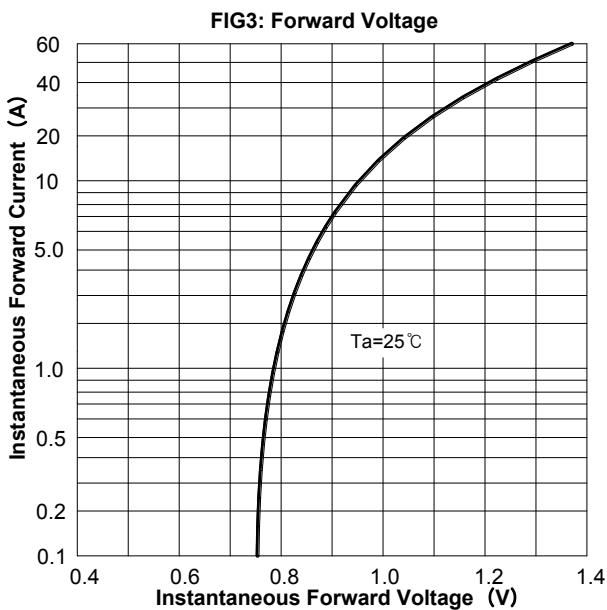
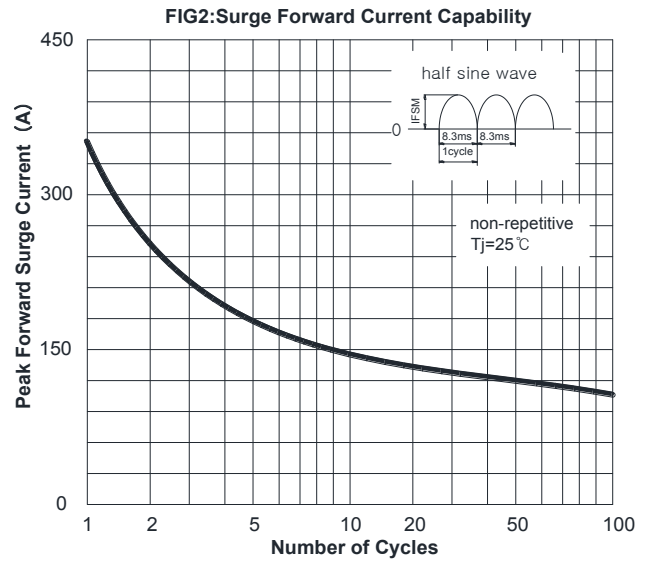
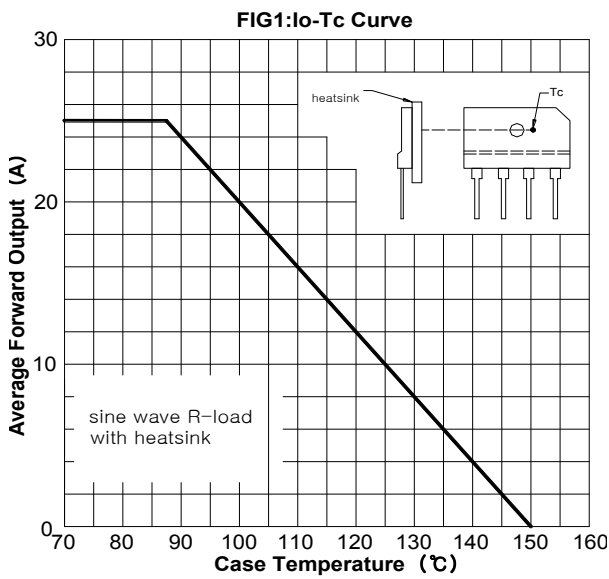
■ **Thermal Characteristics** ($T_a=25^\circ\text{C}$ Unless otherwise specified)

PARAMETER		SYMBOL	UNIT	GBJ25005A	GBJ2501A	GBJ2502A	GBJ2504A	GBJ2506A	GBJ2508A	GBJ2510A
Thermal Resistance	Between junction and ambient, Without heatsink	$R_{\theta JA}$	$^\circ\text{C/W}$	22.0						
	Between junction and case, With heatsink	$R_{\theta JC}$		1.0						

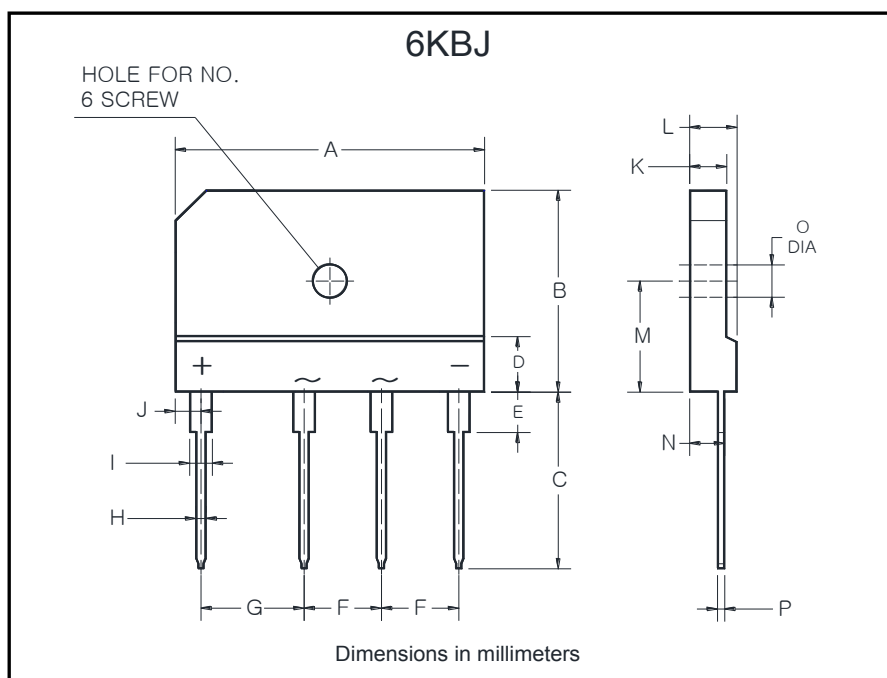
■ **Ordering Information (Example)**

PREFERRED P/N	PACKING CODE	UNIT WEIGHT(g)	MINIIMUM PACKAGE(pcs)	INNER BOX QUANTITY(pcs)	OUTER CARTON QUANTITY(pcs)	DELIVERY MODE
GBJ25005A THRU GBJ2510A	B1	Approximate 6.5	15	750	1500	TUBE

■ **Characteristics (Typical)**



■ Outline Dimensions



6KBJ		
Dim	Min	Max
A	29.7	30.3
B	19.7	20.3
C	17.0	18.0
D	4.8	5.8
E	3.8	4.2
F	7.3	7.7
G	9.8	10.2
H	0.9	1.1
I	2.0	2.4
J	2.3	2.7
K	3.4	3.8
L	4.4	4.8
M	10.8	11.2
N	3.1	3.7
O	3.1	3.4
P	0.6	0.8